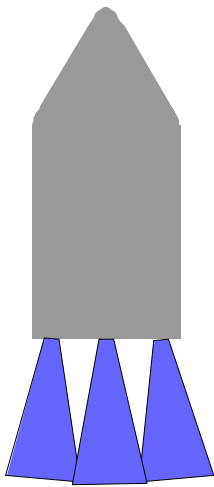


Aqualuma Underwater Lights - Monohulls

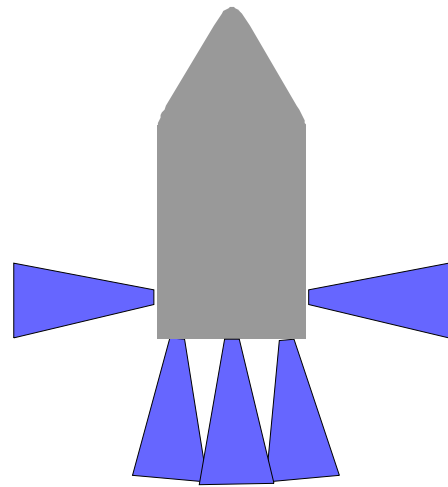
The most popular location for the installation of Aqualumas is the stern of the vessel with the Aqualumas beaming rearward, however boat owners are becoming increasingly creative when it comes to positioning their Aqualumas.

Additionally, the wide range of Aqualuma models and colours provides virtually unlimited options and opportunities to achieve a stunning underwater light effect. Below are several possible configurations to consider when planning an Aqualuma installation on your boat.

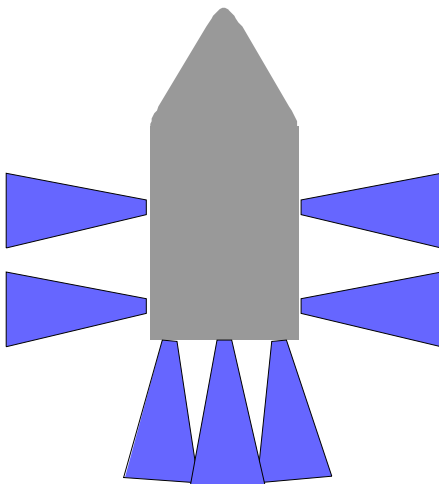
Stern



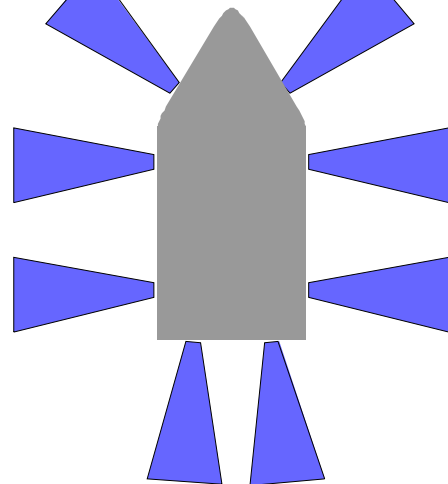
Stern + Sides Rear



Stern + Sides



Stern + Front + Sides



When it comes to Aqualuma Underwater Light installations, the possibilities are limited only by the imagination of the owner, and of course the physical characteristics of the vessel. Regardless of the light configuration you choose, installing Aqualumas on your vessel will enhance your boating pleasure immeasurably, beautify your vessel's appearance and also increase its value.

For further information or assistance with an Aqualuma package for your vessel, please contact St Kilda Marina Club today.

St Kilda Marina Club is proud to be the exclusive Victorian distributor for Aqualuma's outstanding products.